

LAMBODHARA TEXTILES LIMITED
CIN L17111 TZ 1994 PLC 004929

Regd. Office: 3A, B Block, Pioneer Apartments

1075B, Avinashi Road, Coimbatore - 641 018, India Telefax: +91-422-4351083

Email & Investor Grievance ID : info@lambodharatextiles.com Web: www.lambodharatextiles.com

Statement of Unaudited Financial Results for the Quarter and Half - Year Ended 30.09.2017

(Rs. In lacs)

S. No.	Particulars	Quarter ended		Half - Year Ended	
		3 months ended (30.09.2017)	Corresponding 3 months ended in the previous year (30.09.2016)	Half - Year Ended (30.09.2017)	Corresponding Half - Year Ended in the Previous year (30.09.2016)
		(Unaudited)	(Unaudited)	(Unaudited)	(Unaudited)
1	Revenue from Operations	3,673.01	3,047.76	7,409.93	5,922.02
2	Other Income	5.17	6.67	11.07	15.49
3	Total Revenue (1+2)	3,678.18	3,054.42	7,421.00	5,937.51
4	Expenses :				
	(a) Cost of materials consumed	2,188.23	1,774.56	4,475.73	3,379.78
	(b) Purchase of Stock - in - trade	216.69	-	216.69	99.52
	(c) Changes in Inventories of Finished Goods, Stock-in-Trade & Work-in- progress Work in Progress	(270.74)	26.97	(318.03)	35.73
	(d) Employee Benefit Expense	269.75	185.42	470.83	332.40
	(e) Finance Costs	170.68	92.78	415.62	195.61
	(f) Depreciation & Amortization Expense	146.26	148.00	291.29	295.50
	(g) Other expenses	816.30	644.71	1,605.84	1,164.39
	Total Expenses	3,537.17	2,872.44	7,167.97	5,502.94
5	Profit before Exceptional Items and Tax(3-4)	141.01	181.99	263.03	434.58
6	Exceptional items	-	-	-	-
7	Profit before tax (5+6)	141.01	181.99	263.03	434.58
8	Tax expense:				
	(a) Current tax	29.01	37.24	53.89	88.70
	(b) Deferred tax	-	-	-	-
9	Profit/(Loss) after tax for the period (7-8)	112.00	144.75	209.14	345.88
10	Other Comprehensive Income (Net of Income Tax)				
	(a) Items that will not be reclassified to Profit or Loss	-	-	-	-
	(b) Items that will be reclassified to Profit or Loss	-	-	-	-
11	Total comprehensive income for the period (9-10)	112.00	144.75	209.14	345.88
12	Paid-up equity share capital (Face Value of Rs.5/- each)	453.88	453.88	453.88	453.88
13	Earnings per Equity Share				
	a) Basic	1.23	1.59	2.30	3.81
	b) Diluted	1.23	1.59	2.30	3.81



LAMBODHARA TEXTILES LIMITED

CIN L17111 TZ 1994 PLC 004929

Regd. Office: 3A, B Block, Pioneer Apartments

1075B, Avinashi Road, Coimbatore - 641 018, India Telefax: +91-422-4351083

Email & Investor Grievance ID : info@lambodharatextiles.com Web: www.lambodharatextiles.com

Segment wise Revenue, Results, Assets and Liabilities for the Quarter and Half-Year Ended 30.09.2017

(Rs. In lacs)

Particulars	Quarter ended		Half - Year Ended	
	3 months ended (30.09.2017)	Corresponding 3 months ended in the previous year (30.09.2016)	Half - Year Ended (30.09.2017)	Corresponding Half - Year Ended in the Previous year (30.09.2016)
	(Unaudited)	(Unaudited)	(Unaudited)	(Unaudited)
Segment Revenue				
(i) Textiles	3,525.70	2,891.26	7,177.90	5,704.29
(ii) Windmill	125.14	143.12	188.65	193.12
(iii) Real Estate	27.34	20.05	54.45	40.11
Total	3,678.18	3,054.42	7,421.00	5,937.51
Less: Inter segment Revenue	-	-	-	-
Net Segment Revenue	3,678.18	3,054.42	7,421.00	5,937.51
Segment Result (Profit before Finance Cost and Tax)				
(i) Textiles	210.84	130.29	531.55	490.10
(ii) Windmill	90.15	132.81	121.77	126.00
(iii) Real Estate	21.72	20.30	45.15	31.50
Total	322.72	283.40	698.46	647.60
Less: Finance cost				
(i) Textiles	115.37	67.76	278.46	145.21
(ii) Windmill	35.81	19.55	89.94	39.60
(iii) Real Estate	19.50	5.46	47.22	10.80
Total	170.68	92.78	415.62	195.61
Less : Unallocable Expenses	11.03	8.64	19.82	17.42
Profit Before Tax	141.01	181.99	263.03	434.58
Segment Assets				
(i) Textiles	8,276.60	7,318.92	8,276.60	7,318.92
(ii) Windmill	1,171.90	1,235.11	1,171.90	1,235.11
(iii) Real Estate	1,493.11	1,506.42	1,493.11	1,506.42
Add: Unallocable Assets	1.10	1.10	1.10	1.10
Total Assets	10,942.71	10,061.54	10,942.71	10,061.54
Segment Liabilities				
(i) Textiles	5,560.66	5,070.22	5,560.66	5,070.22
(ii) Windmill	709.04	815.53	709.04	815.53
(iii) Real Estate	445.06	397.94	445.06	397.94
Add: Unallocable Liabilities	3.68	2.88	3.68	2.88
Total Liabilities	6,718.45	6,286.57	6,718.45	6,286.57

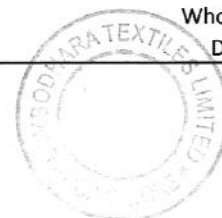

Notes on Segment Information

1. Segment Revenue, Segment Results represent amount identifiable to each of the Segments. Other "unallocable expense " mainly includes Corporate expenses on common services not directly identifiable to individual segments.
2. Segment wise bifurcation of Assets and Liabilities for Textiles Business, Windmill Business and Real Estate Business are shown to the extent identifiable, other assets and liabilities jointly used by all segments are shown as unallocated.
3. The previous year figures have been re-grouped / restated wherever necessary.

Vimala R

By Order of the Board
sd/- Vimala Radhakrishnan
Whole-Time Director
DIN: 00813706

Place : Coimbatore
Date : 21.11.2017



LAMBODHARA TEXTILES LIMITED

CIN L17111 TZ 1994 PLC 004929

Regd. Office: 3A, B Block, Pioneer Apartments

1075B, Avinashi Road, Coimbatore - 641 018, India Telefax: +91-422-4351083

Email & Investor Grievance ID : info@lambodharatextiles.com Web: www.lambodharatextiles.com

Balance Sheet as at 30.09.2017

(Rs. In lacs)

S.No	Particulars	As at 30th September, 2017 (Unaudited)
A	Assets	
1	Non - current assets	
	a) Property, Plant and Equipment	4,911.66
	b) Capital work-in-progress	42.49
	c) Investment Property	1,465.35
	d) Financial Assets	
	i) Investments	5.78
	ii) Other Financial Assets	70.70
	e) Other non-current assets	98.55
	Total Non-Current Assets	6,594.53
2	Current assets	
	a) Inventories	2,260.57
	b) Financial Assets	
	i) Trade receivables	1,466.70
	ii) Cash and cash equivalents	60.13
	c) Current Tax Assets (Net)	195.84
	d) Other current assets	364.94
	Total Current Assets	4,348.18
	Total Assets	10,942.71
B	EQUITY AND LIABILITIES	
1	Equity	
	a) Equity Share capital	453.88
	b) Other Equity	3,770.38
2	LIABILITIES	
	Non-current liabilities	
	a) Financial Liabilities	
	i) Borrowings	3,191.02
	ii) Other financial liabilities	52.14
	b) Provisions	46.23
	c) Deferred tax liabilities (Net)	481.61
	d) Other non-current liabilities	16.50
	Total Non-Current Liabilities	3,787.51
	Current liabilities	
	a) Financial Liabilities	
	i) Borrowings	833.98
	ii) Trade payables	1,212.41
	iii) Other financial liabilities	569.40
	b) Other current liabilities	72.40
	c) Provisions	170.78
	d) Current Tax Liabilities (Net)	71.96
	Total Current Liabilities	2,930.93
	Total Equity and Liabilities	10,942.71



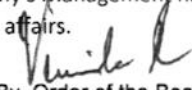
Notes:

- 1 The above Unaudited Financial Results were reviewed by the Audit Committee and approved by the Board of Directors at their Meeting held on 21st November, 2017. The Statutory Auditors of the Company have carried out the limited review for the quarter/half-year ended 30th September, 2017.
- 2 Beginning April 1, 2017, the Company has for the first time adopted Ind AS with a transition date of April 1, 2016.
- 3 These financial results have been prepared in accordance with Indian Accounting Standards ('Ind AS') prescribed under Section 133 of the Companies Act, 2013 read with relevant rules issued thereunder and in terms of the Listing Regulations, as modified by Circular No CIR/CFD/FAC/62/2016 dated July 5, 2016. The Company has opted to avail the relaxation provided by the Securities and Exchange Board of India ('SEBI') in respect of disclosure requirements for corresponding figures for the earlier periods.
- 4 Foreign Currency monetary assets & liabilities (other than those covered by forward contracts) for the quarter ended 30.09.2017 has been re-instated based on the exchange rates prevailing as on 30.09.2017 and exchange differences of Rs.109.99 is charged to Statement of Profit & Loss account.
- 5 In accordance with Ind-AS 18, Revenue - revenue from operations for quarter/half-year ended 30th September, 2017 does not include Goods and Services Tax (GST) however, revenue from operations till the period ended 30th June 2017 and comparative period is gross of excise duty.
- 6 Consequent to transition from the previous Indian GAAP to Ind AS, the reconciliation of profit / (loss) is provided as below:

Particulars	Corresponding 3 months ended in the previous year (30.09.2016)	Corresponding 6 months ended in the previous year (30.09.2016)
Net profit or loss as per previous GAAP (after Tax)	144.54	345.47
Add: Net movements in fair value of financial assets / financial liabilities.	0.21	0.41
Total Comprehensive income under Ind AS	144.75	345.88

This reconciliation has been provided in accordance with SEBI Circular dated July 5, 2016 and on account of implementation of Ind AS by listed companies.

- 7 There is a possibility that these quarterly financial results may require adjustment before constituting the final Ind-AS financial statements as of and for the year ending March 31, 2018 due to changes in financial reporting requirements arising from new or revised standards or interpretations issued by MCA/ICAI or changes in the use of one or more optional exemptions from full retrospective application of certain Ind AS as permitted under Ind AS 101
- 8 The unaudited financial results for the corresponding period ended September 30, 2016 are after making the necessary adjustments in accordance with Ind AS and the same are not subjected to review. However, the Company's Management has exercised necessary due diligence to ensure that such financial results provide a true and fair view of its affairs.


 By Order of the Board
 sd/- Vimala Radhakrishnan
 Whole-Time Director
 DIN: 00813706

Place : Coimbatore
 Date : 21.11.2017

